

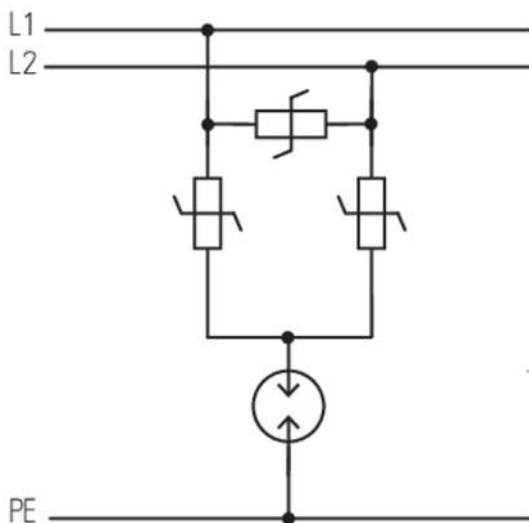
IDD2-100-75-A



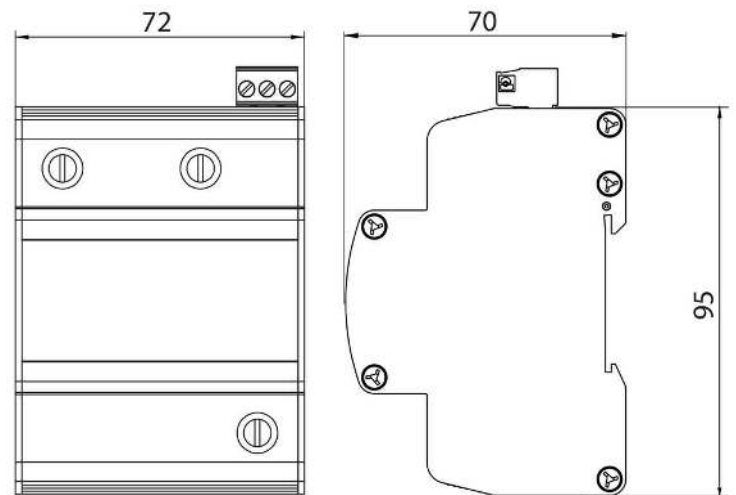
Isolated Surge Diverters

Novaris IDD2 surge diverters provide all mode surge protection for isolated (floating) AC and DC power feeds. Under normal operation the IDD2 diverters have very low earth leakage currents, in the microamp range so will not affect any earth leakage detection systems. The IDD2-xxx-220 is also suitable for protecting single phase TT systems, IT systems and 2 wire systems with centre tapped earths with operating frequencies of 50Hz-60Hz, such as used in the Philippines. The IDD2 is housed in a safe metal enclosure that is DIN compliant and in the event of prolonged over-voltages will not catch fire or explode. The IDD2 incorporates an LED display indicating the status of the product, in normal operation the LED is lit, an extinguished LED indicates a component failure or thermal overload.

Wiring



Dimensions






Standards

IEC 61643-11:2011
AS1768
IEEE 62.41.2:2002
UL 1449 3rd edition

SPD connected to low-voltage power systems - Type 2
Low voltage SPD - Type 2
Low voltage SPD - Cat B
Low voltage SPD - Type 2




Electrical Specifications

Connection type		Shunt
Modes of protection		L-L, L-PE
Number of ports		1
Location		Indoor
Nominal voltage	U_0	70VAC/VDC
Maximum backup fuse		63A
Recommended SCB		SCB-3-80















Electrical (L-L) Specifications

Maximum continuous voltage AC	U_c	75VAC
Maximum continuous voltage DC	U_c	105VDC
Maximum discharge current (8/20 μ s)	I_{max}	100kA
Nominal discharge current (8/20 μ s)	I_n	40kA
Voltage protection level (3kA 8/20 μ s)	U_p	<200V
Response time	t_A	<5ns

Indication Specifications

Display		LED power and thermal failure
Alarm		SPDT power and thermal failure
Alarm isolation		4kV

Mechanical Specifications

Minimum operating temperature		-40°C
Maximum operating temperature		70°C
Minimum operating humidity		5%
Maximum operating humidity		95%
Mounting method		TS35 DIN Rail
Enclosure material		Aluminium
Enclosure finish		Black powdercoat
Terminal capacity - power		16mm ²
Terminal screw torque - power		2Nm
Terminal capacity - alarms		2.5mm ²
Terminal screw torque - alarms		0.5Nm
Length		95mm
Width		72mm
Height		70mm
Dimensional tolerance		0.5mm

Shipping Specifications

Weight		300g
Customs tariff		85363000, 85363010