

## RJ45-1CAT6-IP67



### IP67 Rated Local Area Network Protector

The RJ45-1CAT6-IP67 is designed to protect twisted pair network cabling systems that are compliant with CAT5, CAT6 and CAT6A cabling standards in outdoor applications where a weatherproof housing is required. The RJ45-1CAT6-IP67 is rated at IP67, if installed according to the installation instructions. It can replace the use of indoor type products that would require an additional weatherproof housing.

### 10kA Front End Protection & Low Impedance Secondary Protection

The RJ45-CAT6 protection products employ a 10kA Gas Discharge Tube per signal pair to dissipate the energy associated with large common mode surges. The silicon based secondary protection element used on each signal pair provides exceptional protection for your equipment whilst allowing network speeds up to Gigabit/1000BaseT.

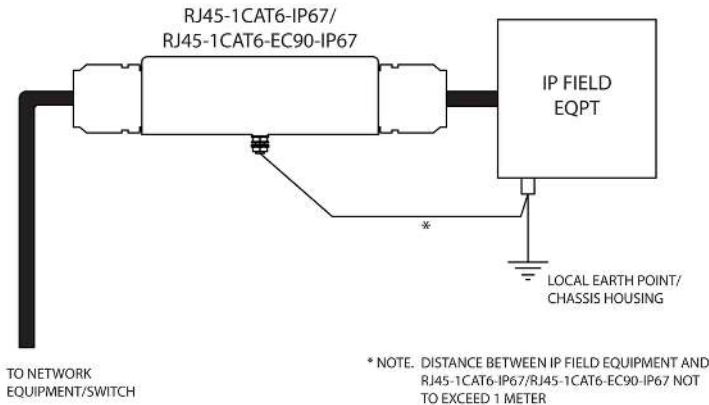
### PoE, PoE+, High Power PoE and beyond

The RJ45-CAT6 protection devices are compliant with PoE standards and can pass up to 1A of current per signal pair at up to 80VDC. This combination allows for Gigabit PoE systems with 4 pair power up to 160W.

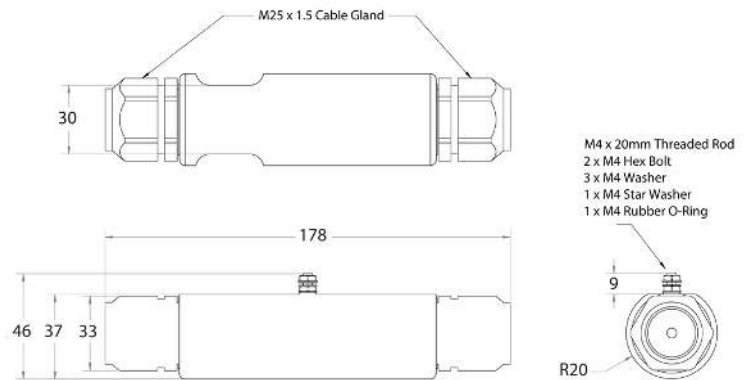
### UTP and STP cabling compatible

Novaris network protection products utilise shield pass through connectors and metal bodies to allow for uninterrupted shielded network spans. The EC90 option is necessary for earth isolation at the remote end of a network. This prevents current loops from appearing on the network shield.

### Wiring



### Dimensions








### Standards

IEC 61643-21  
AS/NZS 1768  
ITU-T K.44  
AS/CA S008  
AS/NZS 4117  
AS/CA S009

SPD connected to telecommunications and signalling networks - Cat C2, D1  
Signalling/Telecommunications surge protection  
Resistibility tests for telecommunication equipment exposed to overvoltages and overcurrents  
Requirements for Customer Cabling Products  
Surge Protective Devices for Telecommunications Applications  
Installation requirements for customer cabling (Wiring rules)

## Product Datasheet

## Electrical Specifications

Connection type		Series
Number of lines		4 pair & shield
Modes of protection		Transverse & Common
Maximum continuous voltage (DC)	$U_c$	6V
Maximum PoE voltage		80VDC
Maximum continuous voltage (AC)	$U_c$	4V
Maximum discharge current (8/20 $\mu$ s)	$I_{max}$	5kA
Maximum common mode discharge current (8/20 $\mu$ s)		10kA
Maximum discharge current (10/350 $\mu$ s)		1kA
Maximum common mode discharge current (10/350 $\mu$ s)	$I_{imp}$	2kA
Impulse durability C2 10x8/20 $\mu$ s		1.5kA
Impulse durability D1 2x10/350 $\mu$ s		0.5kA
Maximum load current	$I_L$	1A
AC durability 5x1s		1A rms
Overstressed fault mode		Mode 3
Response time	$t_A$	<5ns
Line resistance		0.1 $\Omega$
Line inductance		0.2 $\mu$ H
Attenuation @220MHz		1.7dB
NEXT @250 MHz		35.8dB
Return Loss @ 250MHz		11.2dB












## Electrical (L-L) Specifications

Voltage protection level @ 1 kV/ $\mu$ s	$U_p$	20V
Voltage protection level @ 100 V/ s		9V
Capacitance	- +	8pF

## Electrical (L-PE) Specifications

Voltage protection level @ 1 kV/ $\mu$ s	$U_p$	350V
L-PE Voltage protection level @ 1.5 kA 8/20 $\mu$ s		500V
Voltage protection level @ 100 V/ s		230V
Capacitance	- +	1.5pF

## Mechanical Specifications

Minimum operating temperature		-40°C
Maximum operating temperature		85°C
Minimum operating humidity		5%
Maximum operating humidity		95%
Mounting method		Outdoor, see installation manual for details
Environmental rating		IP67
Enclosure material		Body: Nylon 66, Glands: Nylon 6
Enclosure finish		Raw, laser etched graphics
Terminal type		RJ45 socket
Earthing		Direct
Length		178mm
Width		40mm
Height		46mm
Dimensional tolerance		0.5mm

## Other Specifications

Product Code  RJ45-1CAT6-IP67

## Shipping Specifications

Weight		172g
Customs tariff		85363000, 85363010